

# UltraVinyl™

No-Weed Sandblast Mask

## Easy-To-Use Superior Detail Capabilities

- Excellent Resolution—achieve finer detail and sharper images than with vinyl
- No weeding
- Deep etching ability
- Superior durability
- Repositionable

UltraVinyl is the photo-imageable film alternative to hand-cut and plotter-cut vinyl. UltraVinyl photo resist film is an advanced film that provides the deep etching ability of vinyl while offering the quick and easy process of a photo resist. With UltraVinyl, users can achieve finer image quality without the hassle of weeding.

UltraVinyl photo resist film comes in 10 mil (250 micron) thickness, and is available in both rolls and cut sheets.

PATENT PENDING



Call us today for more information  
at **800-643-1037** or visit our website  
[www.ikonicsimaging.com](http://www.ikonicsimaging.com).

**IKONICS IMAGING™**  
INDUSTRIAL SOLUTIONS. PHOTOBRAISIVE SYSTEMS. SIGN SYSTEMS.

IKONICS Imaging, 4832 Grand Ave., Duluth, MN 55807, USA  
phone: 218-628-2002 • toll free: 800-643-1037 • fax: 218-628-2064  
e-mail: [info@ikonicsimaging.com](mailto:info@ikonicsimaging.com) • [www.ikonicsimaging.com](http://www.ikonicsimaging.com)

AN IKONICS COMPANY

ISO 9001 CERTIFIED

NASDAQ LISTED: IKNX

060628

PATENT PENDING

**UltraVinyl™**  
No-Weed Sandblast Mask

UltraVinyl No-Weed Sandblast Mask makes decorative sandcarving simple. UltraVinyl has been designed for the beginner and the professional demanding quick processing for high production. The film is repositionable until firmly applied to a substrate. UltraVinyl allows you to efficiently create your sandblast mask instantly, while reducing production time by completely eliminating the adhesive application and weeding steps. This provides fast etching throughout the entire sandcarving area.

**How it works...** Begin by printing a positive image of your artwork using AccuArt™ Waterproof Inkjet Film on an inkjet printer. Next, using UV light, expose your artwork to the UltraVinyl Photo Resist Film. When exposure is complete, develop with pressurized water. Once dry, remove the shiny carrier sheet, revealing the adhesive layer. Apply the adhesive side on the substrate (tip: a roller works best for application). After applying, you are ready to sandcarve. It's that simple!

**Other Benefits Include:**

- Adhesive will never dry out
- No plotter needed
- No transfer tape

**Processing Conditions:**

**Recommended Abrasive: 60-120 grit**  
**Blasting Pressure: 80-100 psi (5-7 bar) when using pressure pot system.**

**Recommended Substrates:**

- Granite
- Marble & Stone
- Glass - when 1/4"+ deep carving is desired
- IKONMetal

**ART SPECIFICATIONS**

**Orientation**

**Front Blast:** Right Reading Emulsion Down  
**Back Blast:** Right Reading Emulsion Up

**Size:**

Typically, artwork should not exceed sheet or roll size.

**Line Width:**

The blast depth is limited to the width of the line. The minimum line width for blasting is **.022" (.558 mm)**. All lines must match or exceed the minimum line width. (See Figure A)

**Text:**

Check letters that have been typed, such as a, e, and g. Make sure that the centers of these letters are not filled in and are large enough for the mask area to hold. Set type at a size of 20 pt or higher. (See Figure B)








POINT	MM	INCH		
1.65	.583	.023		 10 mil minimum
1.58	.558	.022		
1.51	.533	.021		
1.44	.508	.020		
1.37	.483	.019		
1.30	.458	.018		

Figure A

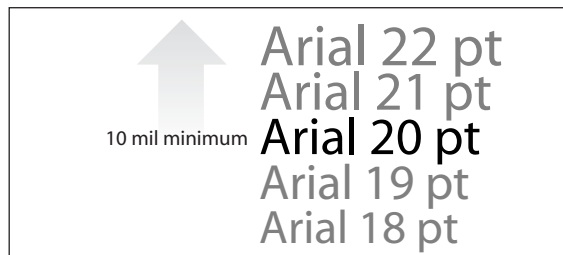


Figure B

**IKONICS IMAGING™**  
INDUSTRIAL SOLUTIONS. PHOTOBRAISIVE SYSTEMS. SIGN SYSTEMS.

IKONICS Imaging, 4832 Grand Ave., Duluth, MN 55807, USA  
phone: 218-628-2002 • toll free: 800-643-1037 • fax: 218-628-2064  
e-mail: info@ikonicsimaging.com • www.ikonicsimaging.com